

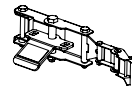
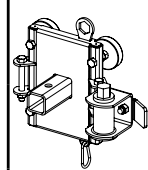
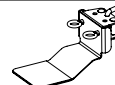
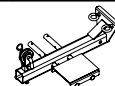

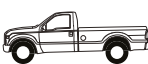



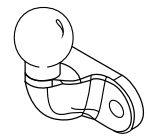
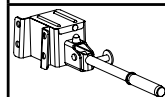
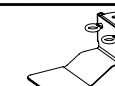


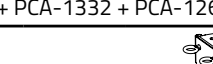
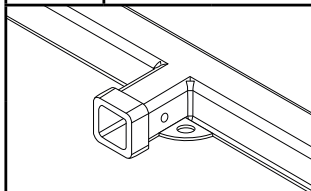
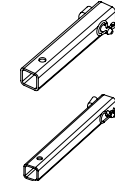


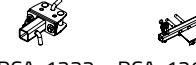


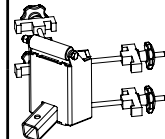


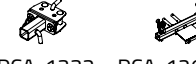

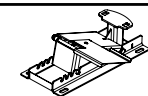


CHOOSE THE PROPER ACCESSORY TO FIT THE ANCHOR POINT FOR THE TASK AT HAND

| ANCHORING ACCESSORIES REFERENCE CHART | | | | USE | | WINCH MODELS | | | | | | | |
|---|--|---|---|---|---|--------------|---------|------------|---------|---------|---------|---|---|
| ANCHOR POINTS | | ANCHOR ACCESSORIES | | PULLING | LIFTING | PCW3000 | PCW5000 | PCW5000-HS | PCH1000 | PCH2000 | PCT1800 | | |
|  <p>Cylindrical (tree, pole, post, etc.)</p> | PCA-1258, PCA-1259 or PCA-1260 | |  | ● | | ● | ● | ● | ● | ● | ● | | |
| | PCA-1269 | |  | ● | | ● | ● | ● | | | | | |
| |  | + PCA-1268 |  | ● | | ● | ● | ● | | | | | |
| | | + PCA-1264 |  | | | ● | | | | ● | ● | ● | |
| PCA-1263 | |  | + PCA-1332 + PCA-1264 | ● | | ● | ● | ● | ● | ● | ● | | |
|  <p>Vehicle</p> | <p>1-7/8" to 2-5/16" diameter</p>  | PCA-1261 | |  | ● | | ● | ● | | | | | |
| | | PCA-1261 | |  | ● | | ● | ● | ● | | | | |
| | | <p>With tow ball</p>  <p>50 mm diameter</p> |  | + PCA-1268 |  | ● | | ● | ● | | | | |
| | + PCA-1264 | | |  | | | ● | | | | ● | ● | ● |
| | PCA-1266 + PCA-1265 | |  | + PCA-1332 + PCA-1264 |  | ● | | ● | ● | ● | ● | ● | ● |
| |  <p>Hitch for square tube of 50.8 mm (2") opening</p> |  | + PCA-1268 |  | ● | | ● | ● | | | | | |
| + PCA-1264 | | |  | | | ● | | | | ● | ● | ● | |
| PCA-1267 or PCA-1501 | |  | + PCA-1332 + PCA-1264 |  | ● | | ● | ● | ● | ● | ● | ● | |
|  <p>Pylon (with 90° 'V' shaped legs)</p> |  | + PCA-1268 |  | ● | | ● | ● | | | | | | |
| | | + PCA-1264 |  | | | ● | | | | ● | ● | ● | |
| | | + PCA-1332 + PCA-1264 |  | | | ● | | ● | ● | ● | ● | ● | |
|  | Floor | | PCA-1805 |  | ● | | ● | ● | | | | | |
| Other types of anchors | | | Contact us at info@portablewinch.com | | | | | | | | | | |